

SPRING/SUMMER 2008/09

# YARD WORK JUST GOT SERIOUS.



**STIHL**®

# JOIN THE CRUSADE FOR



## AUSTRALIA'S BIGGEST RANGE OF SERIOUS LINE TRIMMERS & BRUSHCUTTERS.

Take back your long lost balls and garden gnomes. In fact take back your garden with STIHL, because we've got Australia's biggest range of line trimmers and brushcutters. Don't just get the neatest edges in town, make light work of all that tough-undergrowth and brush (you'll be surprised what you might find). It is time to get serious. No matter what your task is the STIHL gear is up to the challenge. A range of cutting heads also provide tremendous flexibility for those cricket balls that went for four and were never seen again. Ask your dealer for a product demo - you'll be impressed with the versatility and scope of choices in the range.



**FS 45C** | Line Trimmer

### Seriously easy to start

You'll be delighted with the 50% less effort needed to start this domestic line trimmer.

- 0.75 kW engine power
- 272 cc engine capacity
- AutoCut® cutting head
- 4.3 kg dry weight



**FS 38** | Line Trimmer

### Lightweight & versatile

With this lightweight line trimmer you can quickly trim your fence line or trim around obstacles.

- 0.65 kW engine power
- 272 cc engine capacity
- AutoCut® cutting head
- 4.1 kg dry weight



**FS 45** | Line Trimmer

### Trim before you mow

This is a low cost trimmer that is lightweight with fast-cutting double line AutoCut® head and easy-to-service air filter. Primer bulb and starting throttle lock provide fast, easy starts.

- 0.75 kW engine power
- 272 cc engine capacity
- AutoCut® cutting head
- 4.1 kg dry weight



**FS 85R** | Brushcutter

### Pro best seller

A true commercial brushcutter - this outstanding performer will trim, mow, slash, and clear for as long as you can.

- 0.95 kW engine power
- 25.4 cc engine capacity
- SuperCut™ cutting head
- 5.0 kg dry weight



Also available with 'Bullbar' handle



**FS 90R** | Brushcutter

### Big torque

Ideal for larger mowing jobs, and general gardening contractor work. Bullbar handles can be fitted for comfortable large area mowing and slashing.

- 0.95 kW engine power
- 28.4 cc engine capacity
- SuperCut™ cutting head
- 5.5 kg dry weight



Also available with 'Bullbar' handle



### SuperCut™ Nylon Line

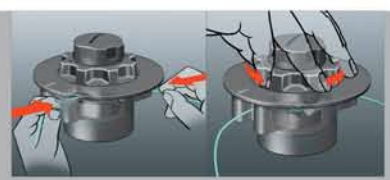
Superior Monofilament nylon cutting line. STIHL uses a custom blend of polymers to provide a line with the best all around characteristics of abrasion resistance, flexibility over time, temperature ranges and welding resistance.



### EasySpool™

Cutting attachment reloads line by simply inserting line into eyelets and turning knob.

Fits all STIHL Line Trimmers



# FOR THE LOST BALLS.



## FS 55RC | Brushcutter

### Got a serious backyard?

This straight shaft brushcutter is built to give you the upper hand in the jungle warfare around your home.

- 0.75 kW engine power
- 272 cc engine capacity
- SuperCut™ cutting head
- 5.0 kg dry weight



Also available with 'Bullbar' handle



## FS 130R | Brushcutter

### Heavy duty workhorse

A heavy duty pro brushcutter with some very serious torque. It is virtually unstoppable even in thick brush. Tackle work you never thought possible.

- 1.4 kW engine power
- 36.3 cc engine capacity
- SuperCut™ cutting head
- 5.6 kg dry weight



Also available with 'Bullbar' handle



## RECLAIM YOUR YARD WITH STIHL ELECTRIC.

We are proud to offer you the STIHL Electric range of products which all carry the STIHL promise of quality and reliability.

The STIHL Electric range is ideal for proud home gardeners and anyone who appreciates the unique advantages of electric tools.

They are quick, quiet, low weight, and very simple to use. Perfect for first timers and experienced hands alike.

### Advantages

- Instant start, always ready
- No smells, no leaks, no refuelling
- Low noise, no exhaust

You can rely on support from over 400 expert Dealers around Australia. Plus STIHL products are backed by a comprehensive range of spare parts.

## FSE 41 | Electric Line Trimmer

### Seriously light & versatile

Just about anybody can manure their lawns with this light tool. Perfect for anyone, with a 3-position, instantly adjustable front handle and a press button height-adjusting shaft. The cutting head even flips over for easy-to-see lawn edging.

- 400 Watt, 2.6 kg

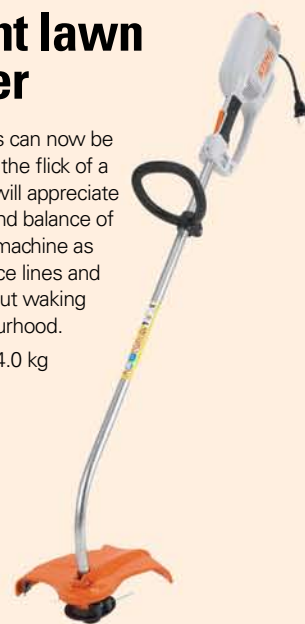


## FSE 71 | Electric Line Trimmer

### Instant lawn master

Untidy lawns can now be mastered at the flick of a switch. You will appreciate the power and balance of this superb machine as you trim fence lines and edges without waking the neighbourhood.

- 540 Watt, 4.0 kg



**STIHL 2 Year**  
4-MIX COMMERCIAL WARRANTY

The fact that we back all our domestic & farming products, as well as all 4-MIX products with a 2 Year Standard Warranty means that we're confident that STIHL is good enough to excel under the most serious of work loads.

Professional users also benefit from the dual 4-Mix technology, which reduces engine emissions and provides incredible engine torque when the going gets tough.

Ask your local STIHL dealer for a demo and check out the range of cutting head attachments available to customize your machine for the job at hand.

**HL 90K** Long Reach Hedge Trimmer

# Head & shoulders above the rest

Benefiting from the superb performance of the STIHL 4-MIX engine, and the excellent cutting of the STIHL cutting tools, this new hedgetrimmer has the best of both worlds. Ideal for vertical faces of hedges up to 2m tall or wide hedges at waist height.

- 0.95 kW engine power
- 500 mm cutter bar
- 28.4 cc engine capacity
- 5.7 kg weight



**HS 45** Hedge Trimmer

## Short back & sides

The lightweight design is exceptionally well balanced, making it easy and comfortable to use.

- 0.75 kW engine power
- 450 mm cutter bar
- 272 cc engine capacity
- 4.7 kg weight



**HS 81R** Hedge Trimmer

## Ultra-low vibration

This outstanding hedge trimmer, with its astonishingly low vibration levels, will have you double-checking the 'ON' switch. The HS 81R features a 3-position rotating rear handle for comfort and a tough gearbox that's optimized for heavy duty cutting and pruning.

- 0.7 kW engine power
- 750 mm cutter bar
- 22.7 cc engine capacity
- 5.7 kg weight




**HLE 71** Electric Long Reach Hedge Trimmer

## Serious hedges?

Now you can leave the ladder in the shed and trim those tall hedges yourself. Virtually anybody can now trim the top of a 3 metre (10 feet) hedge while standing on the ground. The full articulated cutter easily adjusts from straight to 90° in less than 15 seconds. Low noise, light weight and no waiting for someone else to help.



- 3.8 metres (12.5 ft) max trim height
- 600 Watt, 5.9 kg



**HTE 60** Electric Pole Pruner

## Reach greater heights

Powerful, light weight, and easy-to-use pole pruner for domestic to light commercial branch pruning jobs. It will comfortably cut 20 cm (8") thick branches with your feet firmly on the ground. Speak to your STIHL Dealer about the recommended head and eye protection.



- 30 cm (12") cutter bar
- 3.5 mtr max pruning height,
- 1.45 kW, 4.5 kg



**HSE 41** Electric Hedge Trimmer

## Light & precise



This surprisingly light hedge trimmer will have you effortlessly creating topiaries, as well as precision trimming all around your home, even screen rose pruning will take no time at all. (No expertise is needed they will always grow back!).

- 450 mm cutter bar, 400 Watt, 2.9 kg

**HSE 61** Electric Hedge Trimmer

## General purpose



You'll love the ergonomics of this outstanding hedge trimmer with a 5-position rotating rear handle to make left or right-handed hedge trimming very easy. The extra reach trigger at the rear of the handle also lets you trim up to 2.8 metres (9 feet) high.

- 500 mm cutter bar, 500 Watt, 4.1 kg

**HSE 71** Electric Hedge Trimmer

## Tame the toughest



All the comfort of the HSE 61, but with more power for heavier pruning & trimming. With the longer cutter bar, and the extra reach trigger you can trim up to 3.0 metres (nearly 10 feet) high.

- 700 mm cutter bar, 600 Watt, 4.4 kg

### Think Safety - Think STIHL

All electric hedge trimmers have double safety triggers, so that you have to keep both hands on the handles at all times when operating. What's more, the cutter blades will stop in less than 1/50th of a second (0.015 sec) if you release one of the triggers.

### 300mm Extra Reach.

Both the HSE 61 and HSE 71 have a third trigger at the base of the rear handle so you can stretch that little bit further. Less ladder climbing means more safety.



MS 170 | MiniBoss®

## Useful friend



Ideal for around the home, you can take charge of occasional pruning and firewood preparation yourself.

- 1.3 kW engine power
- 30.1 cc engine capacity
- 14" (35 cm) bar length
- 3.9 kg dry weight
- Smooth cutting, low kickback PMN Chain

MS 180C | MiniBoss®

## Home owner's dream saw



The lightest saw in the Easy2Start range. You'll be able to do jobs you never thought possible. Suitable for occasional firewood preparation and pruning. Also has the incredible toolless quick chain tensioner.

- 1.5 kW engine power
- 31.8 cc engine capacity
- 16" (40 cm) bar length
- 4.2 kg dry weight
- Smooth cutting, low kickback PMN Chain

MS 210 | WoodBoss®

## Great value WoodBoss®



Has a larger appetite for work than the MiniBoss® saws but still has the serious reliability you expect from STIHL.

- 1.6 kW engine power
- 35.2 cc engine capacity
- 16" (40 cm) bar length
- 4.4 kg dry weight

MSE 140C | Electric Chainsaw

## Lightweight instant start



This very light weight chainsaw is surprisingly powerful. With low noise and no exhaust you can prune or cut firewood whenever you like. A very simple to operate chainsaw with a chain brake that stops the chain when you release the trigger. Speak to your STIHL Dealer about the recommended protective gear.

- 30 cm (12") cutter bar length, 1.4 kW, 3.6 kg

MM 55 | The STIHL YardBoss™

## The serious grounds manager

With the STIHL YardBoss™ you are perfectly equipped for a whole variety of lawn-care, soil-cultivation and clearing jobs.

The STIHL YardBoss™ comprises a powerful drive unit and a frame which folds up quickly and compactly.

- 0.75 kW engine power
- 27.2 cc engine capacity
- 9.9 kg dry weight
- Low stress 2 handle design



The STIHL YardBoss™ folds up quickly and easily - even with the tool still fitted.

### Complete lawn care



Edger Dethatcher Aerator

### Surface cleaning



Bristle Brush PowerSweep™

### Tilling & cultivating



BoloTines PickTines

# BE THE HERO OF THE YARD.



When it's time to get serious in the yard STIHL recommends the use of professional safety equipment. STIHL safety accessories are sold exclusively at your local STIHL specialist dealer.

- 1 Safety Glasses: Premium protective glasses.
- 2 Earmuffs: Comfortable fit and rugged construction, essential protection while you work.
- 3 Work Gloves: Strong gloves for practical hand protection.

## Starting a chainsaw is so easy...

Power tools start so easy with the new STIHL Easy2Start system. A gentle uniform pull on the starter rope is enough for the engine to start reliably.



## Tension your chain in seconds!

Many STIHL chainsaws have a user-friendly quick chain tensioner so you can adjust the chain in less than 15 seconds.

**BG 85** | Blower

# King of blowers

Simply amazing blowing power! You can clear leaves or grass clippings from your driveway in a single pass. Get the most powerful commercial blower in its class working for you to save time and money. The BG 85 even has variable cruise control for your gentle jobs.

- 0.8 kW engine power
- 272 cc engine capacity
- 295 km/hr maximum air speed
- 4.2 kg weight



**BG 65** | Blower

# Cleaning is a breeze



Make the time consuming job of sweeping and raking a thing of the past.

- 0.7 kW engine power
- 272 cc engine capacity
- 280 km/hr maximum air speed
- 4.1 kg weight

**BR 550** | Blower

# Back pack blower



The entry model in STIHL's range of professional back pack blowers, offering unparalleled blowing performance with a superbly comfortable harness.

- 64.8 cc engine capacity
- 320 km/hr maximum air speed
- 1490 m<sup>3</sup>/hr max air flow
- 10 kg dry weight

**SH 55** | Vac Shredder/Blower

# No more backache



Forget raking and sweeping – the much faster way to clear up litter or fallen leaves is to blow, then vac & shred them.

- 0.7 kW engine power
- 272 cc engine capacity
- 10,000 l/min suction rate
- 5.1 kg dry weight

**SH 85** | Vac Shredder/Blower

# Dominate leaf litter



This is 3 tools in 1 – a high performance blower, a high volume leaf collector and a leaf shredder for the commercial operator.

- 0.8 kW engine power
- 272 cc engine capacity
- 10,400 l/min suction rate
- 5.7 kg dry weight

**BGE 61** | Electric Blower

# Quiet achiever



Powerful, quiet electric blower that's ideal for residential areas. Very simple to use with built in cable straightener.

- 1.1 kW engine power
- 238 km/hr max air speed
- 670 m<sup>3</sup>/hr max air flow rate
- 3.0 kg dry weight

**BGE 81** | Electric Blower

# Suburban warrior



Easily the most powerful electric handheld blower on the market with a blowing performance that surpasses many commercial petrol blowers. A soft touch variable trigger for lightweight litter clearing. Can be converted to a shredder vac with optional kit.

- 1.4 kW engine power
- 274 km/hr air speed
- 750 m<sup>3</sup>/hr max air flow rate
- 3.3 kg dry weight

**SHE 81** | Electric Shredder Vac

# Serious electric power



The redesigned air intake fan gives this shredder vac an unparalleled vacuuming performance. Toolless conversion from vac to blower and easy-to-hold large handles will make your clearing easier than ever. Includes blower nozzle.

- 1.4 kW engine power
- 274 km/hr max air speed (blowing)
- 750 m<sup>3</sup>/hr max air flow rate (blowing)
- 4.4 kg dry weight



## Gutter kit

Leaf litter in gutters is a fire hazard during the bushfire season, so make sure your gutters are clear of leaf litter. STIHL Gutter Kits are perfect for weekly cleaning, just clip on, blow & clean.

# TIME TO TACKLE THE SERIOUS JOBS.

There's a huge range of blowers on the market today, but many makes and models can be ineffective when it comes to blowing power and handling.

STIHL hand held and back pack blowers are among the most powerful in the world, yet are easy to handle. There are even models in the range that vac and shred leaf litter for mulching. The hand held models are light weight and easy to control, and the commercial back pack models are low noise, but they are high powered to save you time.

## One serious tool. Nine jobs.

### The STIHL CombiSystem.

The great all-rounder. This is the tool to do it all – from trimming along walls and lawn edges to sweeping pavers or even garden beds, but that's not all... cultivate a vegetable patch, prune trees, trim hedges, and now you can even blow leaves. If you've got a serious garden, you need this serious tool.

#### KM 55RC CombiEngine

Ideal for around the home. Starts with 50% less effort.

**STIHL**  
easy2start

#### KM 90R CombiEngine

This pro CombiEngine has an incredible high torque 4-MIX® engine.

**STIHL**  
4-MIX

#### KM 130R CombiEngine

The best of all worlds, low emissions and unbeatable high torque.

**STIHL**  
4-MIX

Available October.



- 1 **It Blows**  
*Available October.*
- 2 **It Edges**
- 3 **It Brushes**
- 4 **It Sweeps**
- 5 **It Crops**  
*Available October.*
- 6 **It Prunes**
- 7 **It Cultivates**
- 8 **It Cuts**
- 9 **It Trims**

#### Quick-release coupling

The quick-release coupling allows CombiSystem models to be quickly dismantled into two parts for easy transport and storage - and then re-assembled quickly without tools.



**SE 61** | Wet-and-Dry Vacuum

**Versatile vacuum**

Ideal for regular home use, as well as workshops and car cleaning. Has an incredibly strong suction, and is supported with a range of different filters available from your STIHL Dealer.

- 20 ltr container capacity,
- 3600 ltr/min intake airflow
- 1.3 kW, 6.0 kg



**RE 108** | High Pressure Cleaner

**Easily handles the pressure**

Compact, light weight and portable cold water cleaning unit for the home. Compatible with tank water with optional suction kit. Comes with a detergent sprayer so you can send the suds flying then clean up.\*

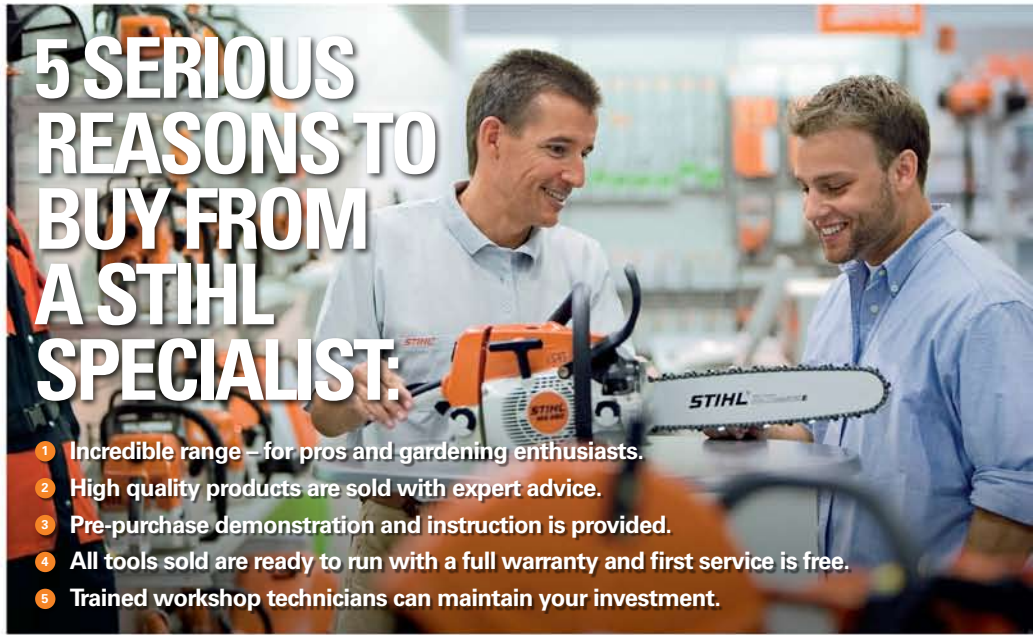
- 6.3 ltr/min water throughput
- 1.7 kW, 15 kg, 110 Bar



\*Local water restrictions may apply.

**5 SERIOUS REASONS TO BUY FROM A STIHL SPECIALIST:**

- 1 Incredible range – for pros and gardening enthusiasts.
- 2 High quality products are sold with expert advice.
- 3 Pre-purchase demonstration and instruction is provided.
- 4 All tools sold are ready to run with a full warranty and first service is free.
- 5 Trained workshop technicians can maintain your investment.



**WHY ARE STIHL PRODUCTS ONLY SOLD FROM STIHL SPECIALISTS?**

- Because STIHL Dealers are trained professionals, providing expert product and application advice.
- We service our products on-site, and maintain a comprehensive spare parts department.
- Our products are not sold in a box, which means your equipment comes fully assembled and serviced, ready for use.
- We make sure our customers walk out of our stores feeling confident with all the operation and safety features of their equipment.
- Customers do not have to shop elsewhere as STIHL Specialist Dealers have access to a comprehensive range of quality STIHL accessories and protective gear.
- STIHL Specialist Dealerships are run by owner operators, so if you want to speak to the owner, you can!
- STIHL technicians receive training using STIHL's internationally recognised course. Efficient repairs & servicing means reduced machine down time for professionals.



**THE SERIOUSLY HOLY GRAIL MOMENT.**